

# INPATIENT CHILDREN’S PROGRAM OUTCOMES



FAST FACTS▶▶▶

171

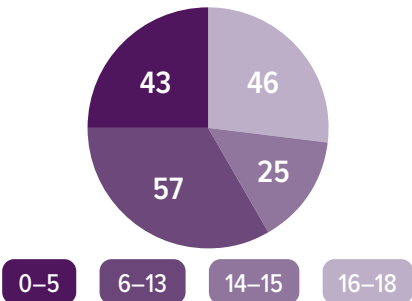


Patients served

## WE TREATED...

- 78 Brain Injury Patients
- 13 Spinal Cord Injury Patients
- 9 Cancer Patients
- 71 Complex Medical/ Other

## AGES SERVED



21.9 pts



Average activity level increase  
(WeeFIM assessment score)

79.0%



Discharged to  
the community

10.0%




Discharged back  
to a hospital

3.5 HOURS



Average daily hours of  
therapy 5 days/week

29.0 DAYS



Average length of stay in our  
Rehabilitation Program

97.8%\*



Patient satisfaction

\*Percentage of those rating good or excellent.

### ADDITIONAL INFORMATION ON OTHER SIDE

NOTE: Since 7/1/2023, all inpatient pediatric patients are admitted to the Omaha campus.

INPATIENT CHILDREN’S  
PROGRAM OUTCOMES




MADONNA  
Rehabilitation Hospitals

FAST FACTS▶▶▶

BRAIN  
INJURY

78 NUMBER OF BRAIN INJURY PATIENTS SERVED

 AVERAGE LENGTH OF STAY: 31.32 DAYS\*

 93.13% OF PEDIATRIC BRAIN INJURY PATIENTS RATED THEIR OVERALL EXPERIENCE AS EXCELLENT OR GOOD.

 ACTIVITY LEVEL INCREASE: WEE FIM: 22.77 POINTS\*


 UNPLANNED RETURN TO ACUTE: 9 PATIENTS

Age	# Served
0-5	23
6-13	18
14-15	10
16-18	27

SPINAL CORD  
INJURY

13 NUMBER OF BRAIN INJURY PATIENTS SERVED

 AVERAGE LENGTH OF STAY: 55.59 DAYS\*

 100% OF PEDIATRIC BRAIN INJURY PATIENTS RATED THEIR OVERALL EXPERIENCE AS EXCELLENT OR GOOD.

 ACTIVITY LEVEL INCREASE: WEE FIM: 24.39 POINTS\*


 UNPLANNED RETURN TO ACUTE: 2 PATIENTS

Age	# Served
0-5	1
6-13	4
14-15	2
16-18	6

CANCER

9 NUMBER OF BRAIN INJURY PATIENTS SERVED

 AVERAGE LENGTH OF STAY: 11.28 DAYS\*

 100% OF PEDIATRIC BRAIN INJURY PATIENTS RATED THEIR OVERALL EXPERIENCE AS EXCELLENT OR GOOD.

 ACTIVITY LEVEL INCREASE: WEE FIM: 17.67 POINTS\*

 UNPLANNED RETURN TO ACUTE: 5 PATIENTS

Age	# Served
0-5	5
6-13	3
14-15	0
16-18	1

NOTE: Since 7/1/2023, all inpatient pediatric patients are admitted to the Omaha campus.

\*Weighted Average