

ACUTE REHABILITATION-OMAHA PROGRAM OUTCOMES

MADONNA
REHABILITATION
Hospitals

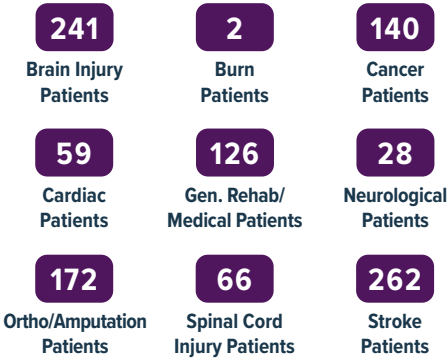
FAST FACTS▶▶▶

1,096

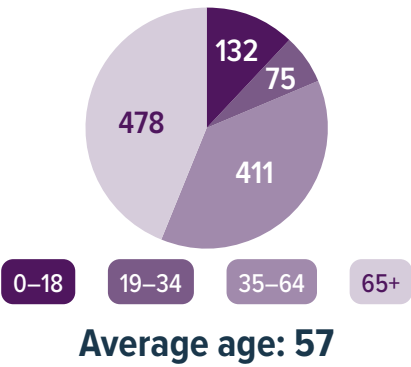


Patients served

WE TREATED...



AGES SERVED



83.1% 83.2%



Patients at or above
expected ability to
care for themselves at
discharge



Patients at or above
expected ability
to move around at
discharge

77.0%



Discharged to
the community

12.3%




Discharged back
to a hospital

3.5 HOURS



Average daily hours of
therapy 5 days/week

19.4 DAYS



Average length of stay in our
rehabilitation program

89.9%*



Percentage of patients/families that
would “definitely recommend” Madonna
*National Comparison = 76.8% (HCAHPS)